


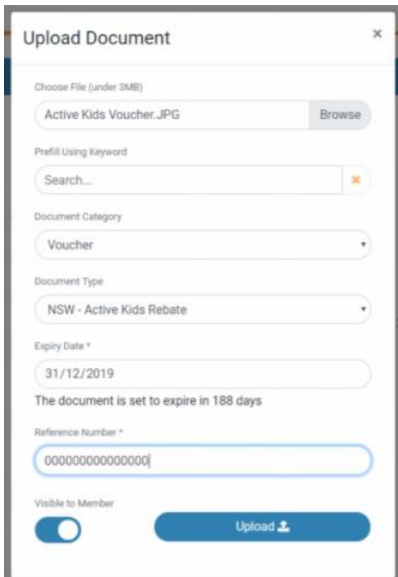
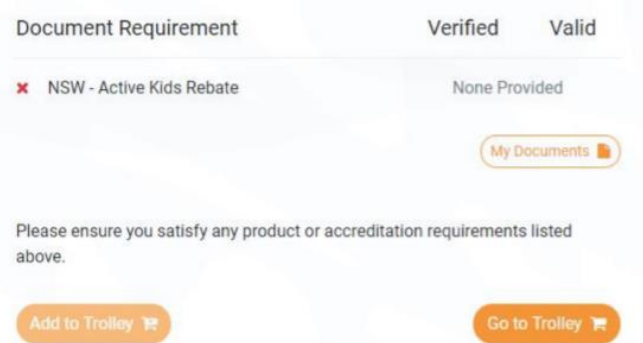
Using your Active Kids Voucher to Register at NUSwim Swimming Club

1. Obtain your voucher from Service NSW: [Apply for Your Active Kids Voucher](#)

2. Purchase the NUSwim Active Kids Voucher membership product in Swim Central.



3. Upload your Voucher document. When purchasing the NUSwim Active Kids Voucher, you will be asked to upload the rebate document. Click on 'My Documents' This takes you to your document library. Upload your Active Kids Voucher verification document. This should be a screenshot or pdf of your Childs voucher showing your Childs name and the voucher number.



Click the Upload button and complete using the following details:

- Document Category: Voucher
- Document Type: NSW- Active Kids Rebate
- Expiry Date: Date that the voucher will expire.
- Reference Number: Active Kids Voucher Number

Once the document is uploaded, click the back button on the page, which will take you back to your product purchase.

Select Add to trolley.

If you have more than 1 child with an Active Kids Voucher, go back to Step 2 and select your next child and repeat the process.

4. Select Go to Trolley.

Please note, you may still be asked to input your credit card details, despite it being a \$0 transaction. Once payment is made; you will receive the following message that the approval of your purchase is pending.

Your Active Kids Voucher will now be processed and your document will be approved.

5. Pay any remaining membership fees.

The remaining membership fee of \$67.50 must be paid directly to NUSwim Swimming Club.

An email with the club bank details will be emailed to you after your Active Kids Voucher is redeemed. Once the voucher and date of birth is verified and any remaining fees are received, your Active Kids membership will be promoted to Swimmer status.